


# Nordic KS3

ART.NO. 800300, 800301



Flexit Nordic KS3 is a ventilation unit with a working range between 90-150 m<sup>3</sup>/h, for placement in kitchen above stove or alternatively as a cabinet unit in e.g. hall or laundry room.

## Product features

- Compact and very silent
- Can be built in with kitchen interior cover
- Built-in humidity sensor
- Condensation protected duct
- Control via Flexit GO app and cloud
- Selectable cooker hoods and volume
- Selectable design fronts

## Automatic control

The Flexit GO app



Google Play



App Store



A NordicPanel control panel can be ordered as an accessory.

## Description

Thanks to its compact construction, the unit can be built in between wall cabinet and hidden with cabinet door from kitchen supplier alternatively with design doors from Flexit.

The unit is silent with highly efficient rotating the heat recovery, high temperature efficiency and fans with low energy consumption.

By default, the unit is controlled via the Flexit GO app and can be supplemented with various accessories, e.g. control panel and CO<sub>2</sub> sensor etc. The automation is prepared for local demand control.

In case of high humidity, the defrost function ensures operation in cold climates.

	GTIN	Model
800300	7023678003008	Nordic KS3 RER right-hand model
800301	7023678003015	Nordic KS3 REL left-hand model

## Technical data

POWER	Rated voltage (AC 50 Hz)	230 V
	Frequency	50 Hz
	Fuse size	10 A
	Rated power, total	679 W
	Rated power, max. electrical heating coil	500 W
	Rated power, fans	2 x 85 W
	Rated power, rotor motor	6 W

VENTILATION	Fan type	B-wheel
	Fan motor control	0-10 V
	Max. fan speed RPM	6 500
	Automatic control	Flexit GO
	Heat exchanger	Rotating 250*200*2,0
	Humidity sensor	Integrated
	Protection rating	IP21
	Filter class	ePM1 55% (F7)
	Filter type (supply air/extract air)	Compact filter

DIMENSIONS	Filter dimensions (WxHxD)	275 x 96 x 132 mm
	Weight, ventilation unit	45 kg
	Weight, rotor	6,5 kg
	Weight, door	7 kg
	Weight, fan	0,9 kg
	Duct connection	Ø 125 mm (sleeve)
	Height	631 mm
	Width	598 mm
	Depth	318 mm

COATING	Colour	White side/galvanised door
	RAL	9003
	NCS	0502-B50G
	Gloss	55-65

Energy class:



CTRL 0,65

### LOCAL DEMAND CONTROL

Sensor control for different zones

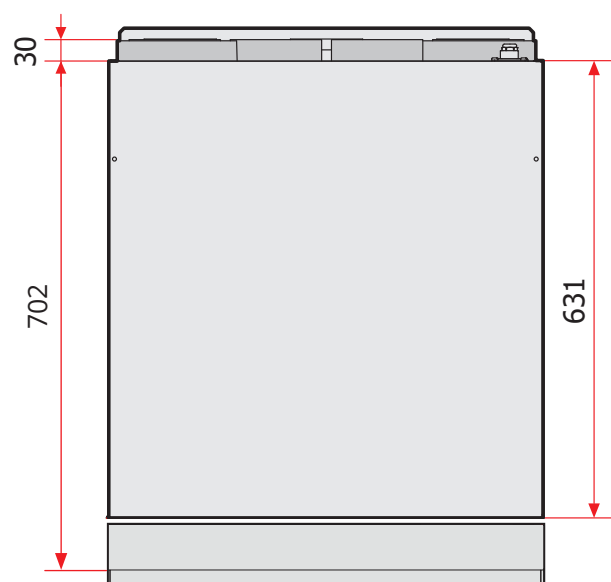
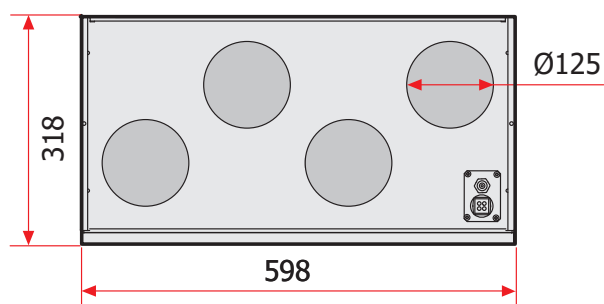
**Accessories:** App + CO<sub>2</sub> sensor/motion sensor + damper

**Result:** Increased air flow rate in zones that need it

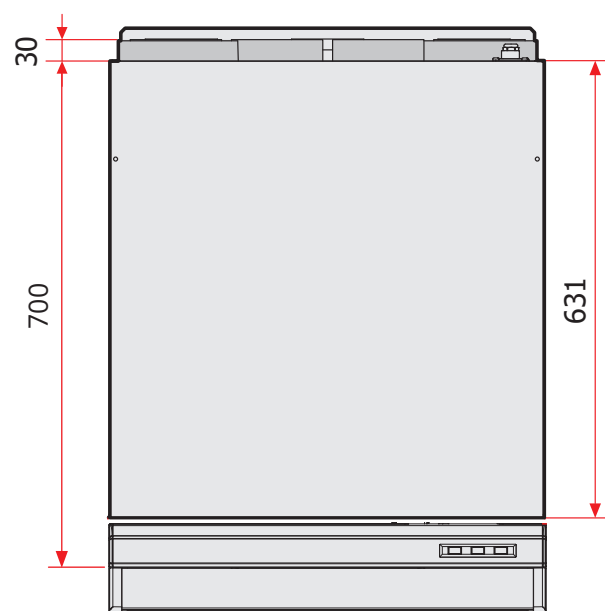
[www.flexit.com](http://www.flexit.com)

## Dimensioned drawings

Dimensions in mm.



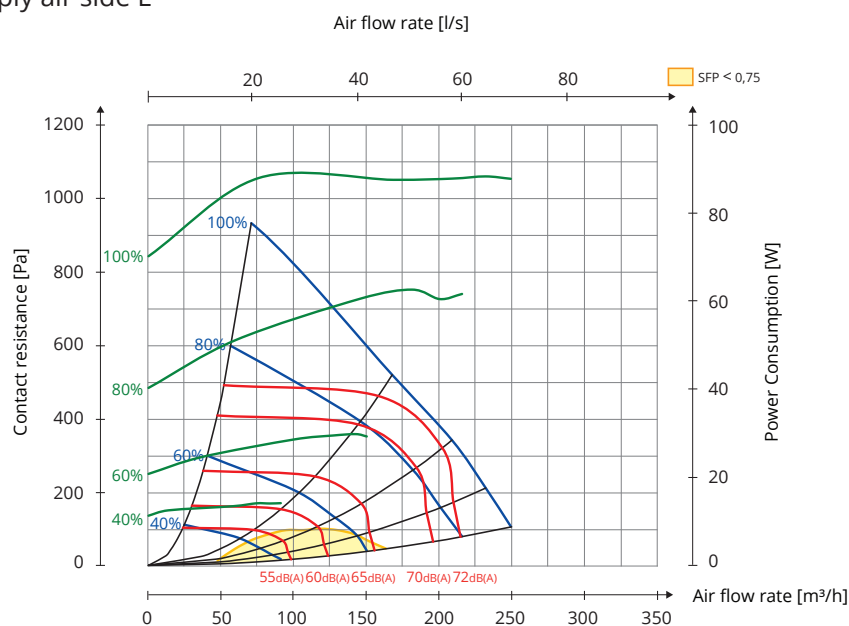
With accessory kitchen hood Slimline



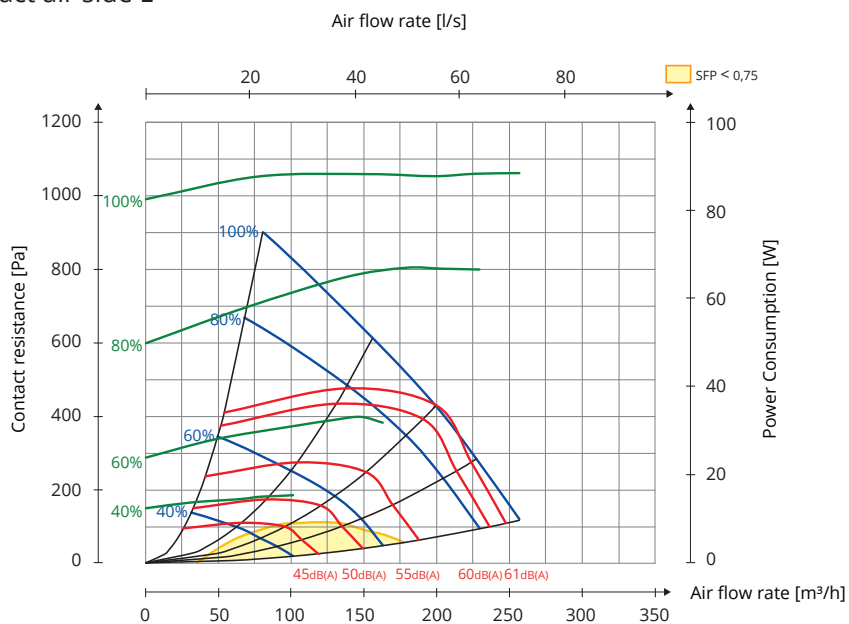
With accessory kitchen hood Facet

## Capacity diagram

Supply air side L



Extract air side L



Hz	63 Lw(dB)	125 Lw(dB)	250 Lw(dB)	500 Lw(dB)	1000 Lw(dB)	2000 Lw(dB)	4000 Lw(dB)	8000 Lw(dB)	LwA (dBA)
Supply air	3	3	-1	-1	-8	-10	-11	-23	
Extract air	10	7	4	-2	-11	-22	-28	-31	
Radiated sound 1	-15	-17	-22	-31	-38	-36	-35	-36	-25
Radiated sound 2 (integrated)	-9	-16	-27	-36	-40	-36	-40	-37	-27

### Explanation of diagram:

Sound data is specified as sound power level LwA in the capacity diagrams. (This is sound to duct.)

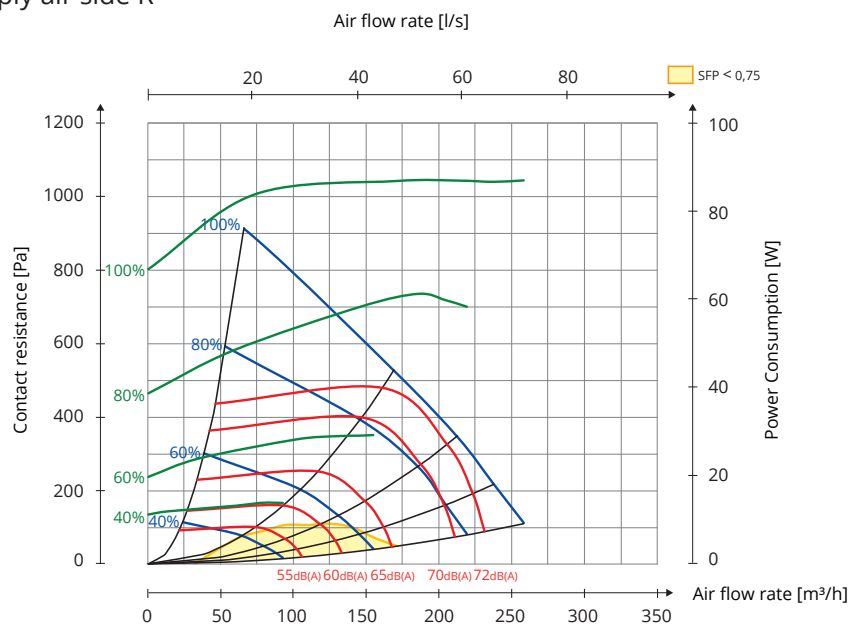
These values can be corrected by means of the table for the different octave bands in order to look at Lw (without adaptation to A band).

The correction table for the various octaves is stated in Lw, which means that the Lw values are after conversion of each octave for supply air and extract air.

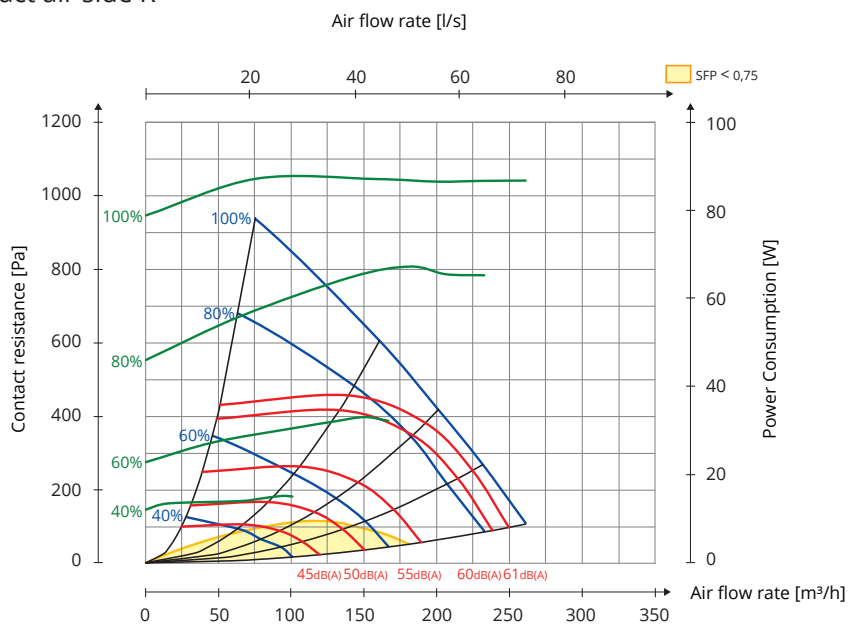
Radiated sound from the unit must be calculated from the supply air diagram.

## Capacity diagram

Supply air side R



Extract air side R



Hz	63 Lw(dB)	125 Lw(dB)	250 Lw(dB)	500 Lw(dB)	1000 Lw(dB)	2000 Lw(dB)	4000 Lw(dB)	8000 Lw(dB)	LwA (dBA)
Supply air	3	4	-1	-2	-9	-10	-11	-22	
Extract air	11	7	4	-1	-12	-23	-30	-31	
Radiated sound 1	-15	-17	-21	-31	-38	-36	-35	-36	-25
Radiated sound 2 (integrated)	-9	-16	-26	-36	-41	-36	-40	-36	-27

### Explanation of diagram:

Sound data is specified as sound power level LwA in the capacity diagrams. (This is sound to duct.)

These values can be corrected by means of the table for the different octave bands in order to look at Lw (without adaptation to A band).

The correction table for the various octaves is stated in Lw, which means that the Lw values are after conversion of each octave for supply air and extract air.

Radiated sound from the unit must be calculated from the supply air diagram.

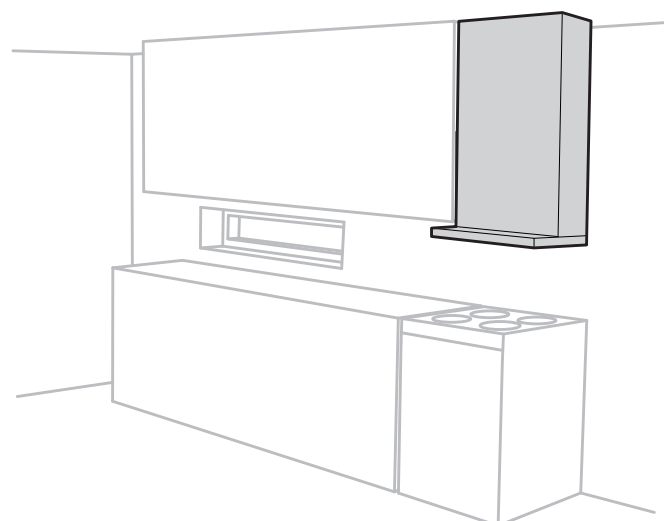
## Position

Nordic KS3 has been designed for location in the kitchen over the cooker as it contains an integrated kitchen hood. The unit can also be placed in other heated rooms and used without a kitchen hood.

KS3 is available in left or right versions (exhaust air nipple to the left or right), depending on what is the most favourable in relation to the duct location.

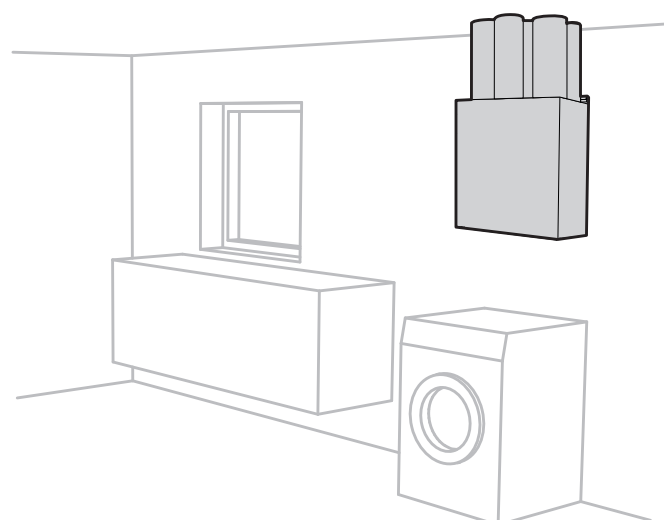
The unit can only be installed to hang on a wall (wall mounting and screws are supplied).

### With kitchen hood



*Hanging on a kitchen wall.*

### Without a kitchen hood

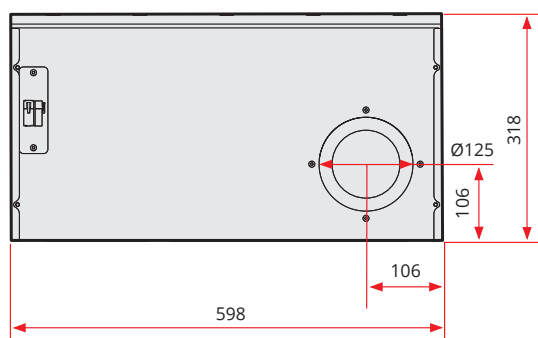
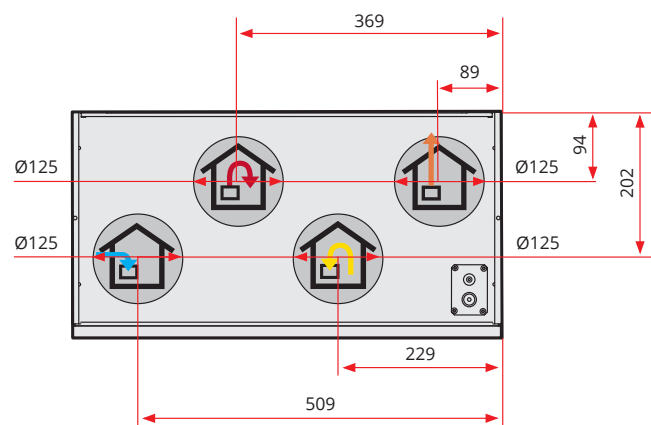


*Hanging on wall, e.g. in laundry room.*

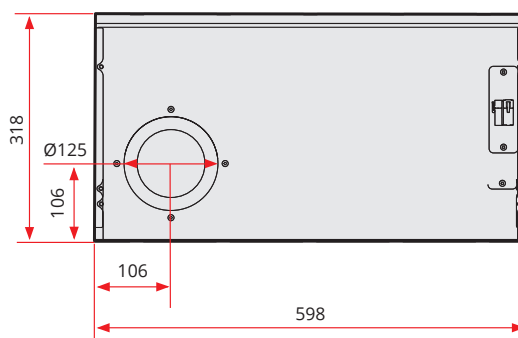
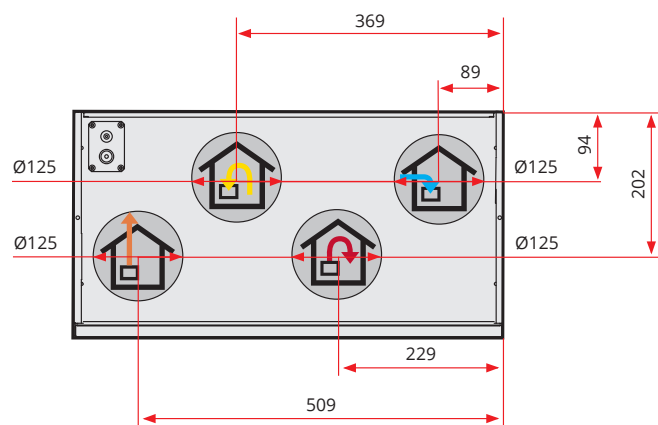


There may be a risk of external condensation on the unit if it is placed in a room with high humidity.

## Nipple location



(shown as a left-hand model)



(shown as a right-hand model)

For more information on topics including installation, wiring diagrams and accessories,  
see [www.flexit.com](http://www.flexit.com)



Flexit participates in the ECP programme for RAHU.  
Check ongoing validity of certificate:  
[www.eurovent-certification.com](http://www.eurovent-certification.com)

The product is listed in the  
database for building products  
that can be used in Nordic  
Swan Ecolabelled buildings.